


My Write Smart <https://www-k6.thinkcentral.com/ePC/start.do>

Signing on: Enter all the information (Click to "Remember my School")


If you have assignments already click the "box with the arrow"

1st time click Create a new assignment

Assignments 



View assignments for the next seven days and the previous seven days.

No Assignments 
[Create a new assignment](#)

Click to Add a test or Add Assignment (Add Assignment for this how-to)

| Subject | Assignment | Due Date | Student Count | Status | Actions | Show Answers |
|--|------------|----------|---------------|--------|---------|--------------|
| <p>Add Test Add Assignment</p> | | | | | | |

Fill out the required information

Student information 

Assignment name:

Student instructions:

Add:

Choose "searchable resource" from the drop down (SEE THE NEXT PAGE FOR AN EXAMPLE)

Selecting a resource type

Dashboard > Search

Search Results

Showing 108 results returned in 0.31 seconds

Resources

Lesson Plans

Filter Results By

assignable [Show Additional Filters](#)

[myWriteSmart: Unit 5 Performance Assessment: Task 2](#)
NA Journeys, Grade 1, Unit 5, Lesson 22
Students can use myWriteSmart's collaborative online writing tools to enhance understanding of the Lesson 22 reading selection.
Standards: 3

[myWriteSmart: Unit 5 Performance Assessment: Task 3](#)
NA Journeys, Grade 1, Unit 5, Lesson 23

Browse by lesson plan or resource

Browse by book

These products can be completed online

Once assign is clicked, you will see the screen below. Make sure you fill out all information

Student information

Assignment name:

Student instructions:

Add: **This resource is now assigned**

[myWriteSmart: Unit 6 Performance Assessment: Task 5](#)

Assignment information

Class:

Subject:

Group:

Available Students

Students in Assignment

Bring kids over

Available date:

Due date:

Times Available:

From: AM To: AM

Assignment Settings

Enable e-rater®: Yes No

Enable peer review: Yes No

Save will light up when all fields are complete

The next screen lets you see the information on the given assignment

| Subject | Assignment | Due Date | Student Count | Status | Actions | Show Answers |
|------------------------------|-----------------|----------|---------------|-------------|--|--------------|
| English Language Development | Test assingment | 03/23/16 | N/A | Not started | Edit Delete Copy View Progress | |

What the student sees...

Sign on..

Welcome to **THINK central**

Students, Teachers, and Administrators

Country:

State:

District:

School:

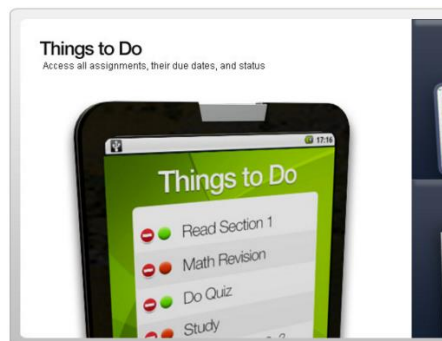
Remember my school

User Name:

Password:

Teachers and administrators only [Forgot User Name](#) [Forgot Password](#)

Click "Things to do"



Click the assignment

| Assignment | Teacher | Subject | Due Date |
|---------------------------------|---------|------------------------------|---------------|
| Test assingment | Hine | English Language Development | Mar. 23, 2016 |

Then click the resource

| Resources | Status |
|---|-------------|
| myWriteSmart: Unit 6 Performance Assessment: Task 5 | In progress |

Unit 6 Performance Assessment: Task 5

Publish

Lato Me... A B / U [Alignment icons] [Cut/Copy/Paste icons] [Undo/Redo icons] More

Look at the prompt
(It can also read to the students)

eBook Resources
Rubrics

Words: 0

Save Continue