
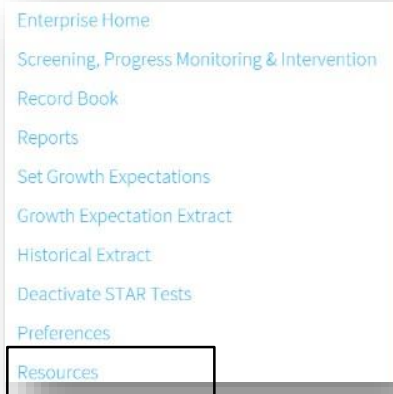


# STAR QUICK GUIDE



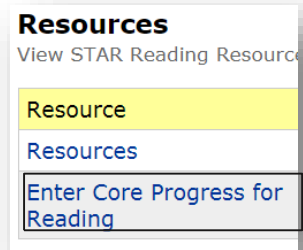
Click the icon

Which opens



Choose Resources

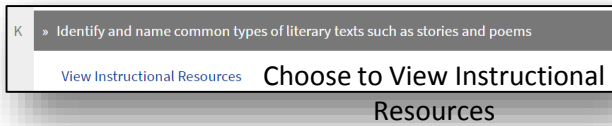
Which opens



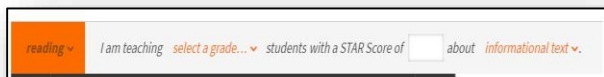
Choose "Enter Core Progress for Reading"

Click the Standard

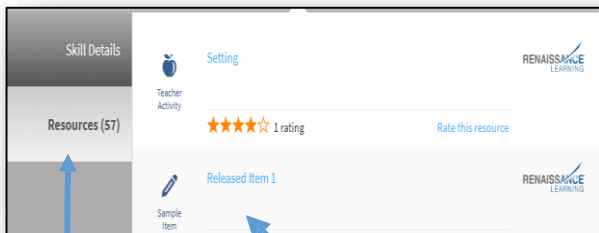
K » Identify and name common types of literary texts such as stories and poems



This will bring up a new tab

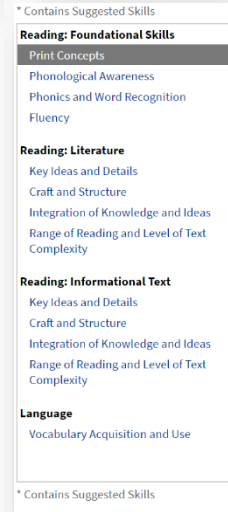


Select grade

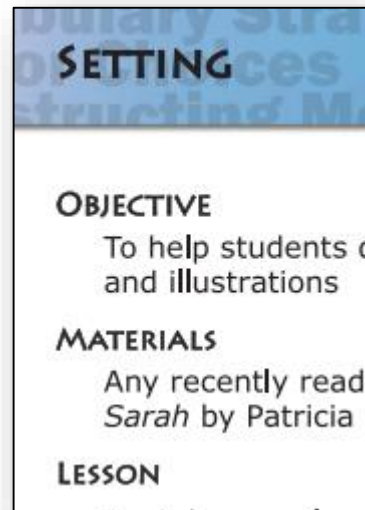


Number of Resources available for that standard

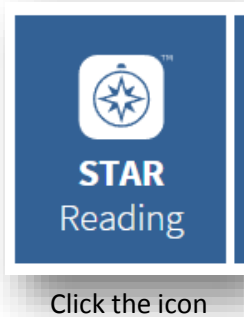
Click to show the resource



Choose one of the skills highlighted in blue



# STAR Reports



Which opens

- Enterprise Home
- Screening, Progress Monitoring & Intervention
- Record Book
- Reports Click on Reports

Frequently Used Reports	
Reports	Description
<a href="#">Diagnostic</a>	Presents diagnostic and skill information for an individual student.
<a href="#">Growth</a>	Shows growth for a group of students over time, with emphasis on SGP—Student Growth Percentile.
<a href="#">Instructional Planning - Class</a>	Provides list of recommended skills for class or group instruction based on most recent assessment.
<a href="#">Instructional Planning - Student</a>	Provides list of recommended skills for individualized instruction based on most recent assessment.
<a href="#">Screening</a>	Graphs students' placement above/below benchmarks based on STAR scores.
<a href="#">Student Progress Monitoring</a>	Graphs an individual student's progress toward goal.
<a href="#">Summary</a>	Summarizes student test results for a specific date range.

Click on Summary

**Customization Options**

**Select Students** All Classes  
Or Select Specific: [Students](#) | [Classes](#) | [Groups](#)

**Reporting Parameter Group** All Demographics [Default]  
Or [Create New or Edit Selected](#)

**Reporting Period**  
 Predefined Date Range: 2017-2018 School Year  
 Custom Dates: 8/21/2017 to 5/31/2018

**Summary Only**  
 Yes  
 No

**Show Grade Equivalent**  
 Yes  
 No

**Group By**  
 Class  
 Grade  
 Teacher  
 Do Not Group

**Sort By**  
 Last Name  
 Test Date  
 Rank

**Print Report Options**  
 Print the selected report options on the report

Cancel View Report

Will only show your class

Choose date range


YES- shows class total  
NO- shows all students

Click view report

“Growth” Gives the students benchmark scores and calculates the growth or decline between dates

“Diagnostic” Gives a student diagnostic report of each student and breaks down the domain scores

# STAR Reports



Click the icon

Which opens

- Enterprise Home
- Screening, Progress Monitoring & Intervention
- Record Book
- Reports

Click on Enterprise Home

## Important Features

**STAR Reading Enterprise Test**

Includes content covering a broader range of skills

[Learn More](#)

Preferences

**Students must take Enterprise Test for:**

- Instructional Planning Report
- State Standards Report

**Benchmark Options**

- School Benchmarks (current session)
- District Benchmark
- West Virginia SBA

[Benchmarks](#) | [Screening Dates](#)

**Reflected in:**

- Instructional Planning Report
- Longitudinal Report
- Screening Report
- Growth Proficiency Chart

**Record Book**

Teachers can view students' test scores and progress, assign them to instructional groups, and see suggested skills to help with instructional planning

[Record Book](#)

**Contains:**

- Student Scores
- Instructional Group Assignments
- Recommended Skills
- Instructional Activities

**Core Progress Learning Progression for Reading**

Go to a research-based progression of knowledge and skills. Helps you identify knowledge gaps, differentiate instruction, and determine next steps.

[Enter Core Progress](#)

**Provides:**

- Definitions
- Sample Items
- Prerequisite skills
- Instructional activities

Describes what you will see from the report

## Enterprise Reports

Go to: [Reports](#) | [Consolidated Reports](#)



### Diagnostic Report

Presents diagnostic and skill information for an individual student

[Diagnostic Report](#)



### Instructional Planning

Provides a list of recommended skills for individualized instruction based on most recent assessment

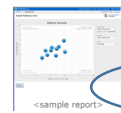
[Student](#) | [Class](#)



### Longitudinal

Shows growth over multiple years

[Growth](#) | [Cross Sectional](#)



### Growth Proficiency Chart

Plots Student Growth Percentiles (SGP) and proficiency on a quadrant graph; companion to the Growth Report.

[Learn More](#)

[Growth Proficiency Chart](#)

Click on the hyperlink

If you click the picture it will show you a sample